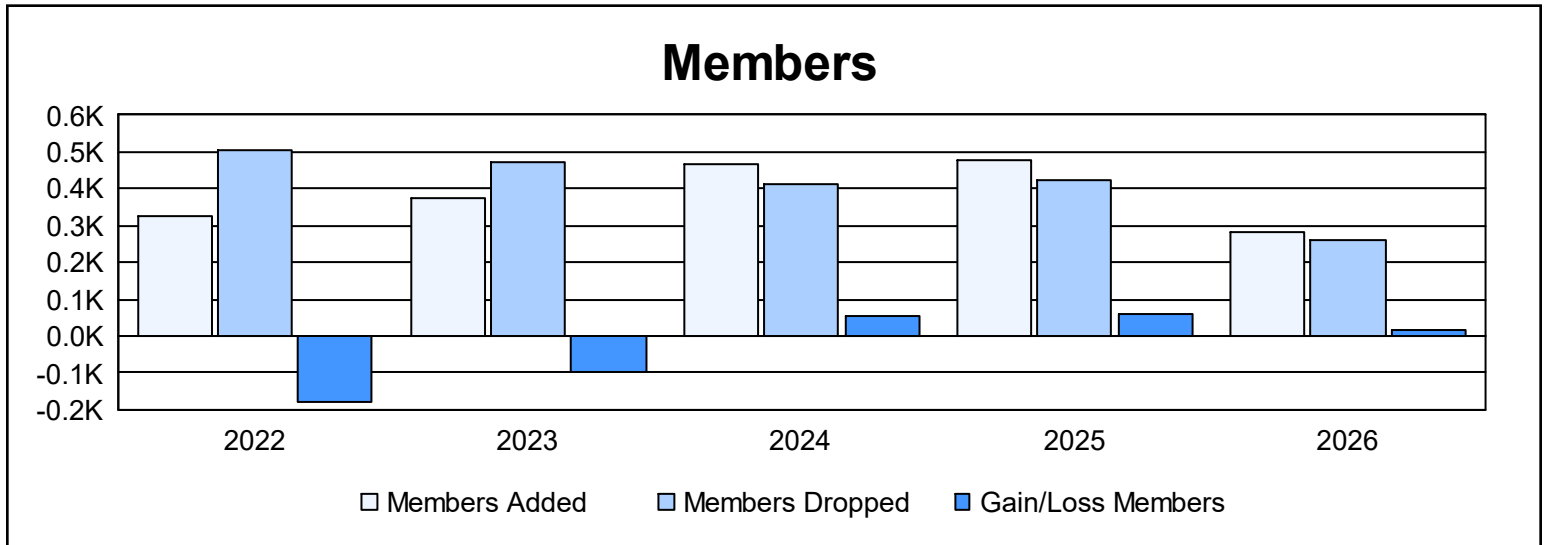
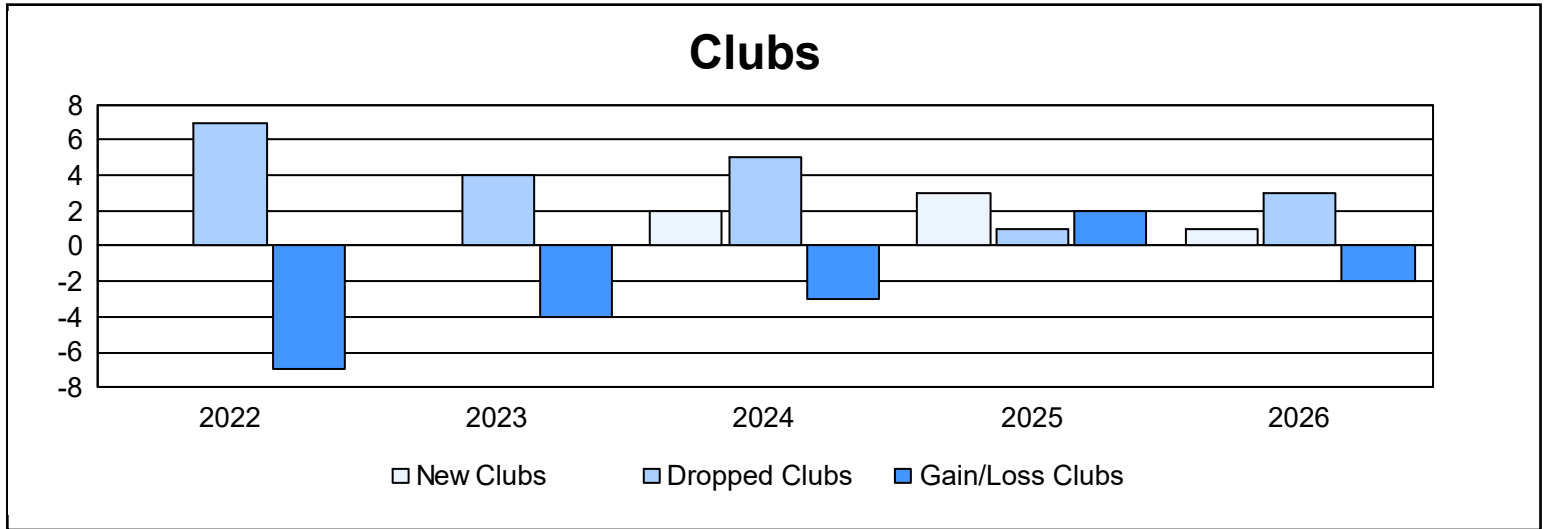


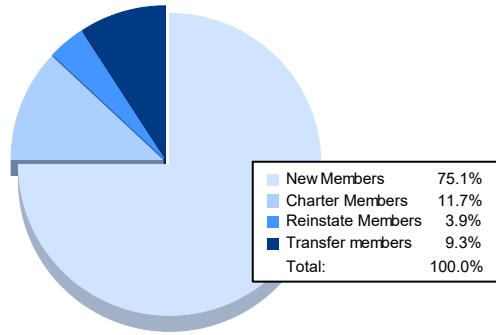
Multiple District C

As of March 2026 Cumulative

Year	New Clubs	Dropped Clubs	Gain/ Loss Clubs	New Members	Charter Members	Reinstate Members	Transfer Members	Total Member Added	Total Members Dropped	Gain/ Loss Members
2021-2022	0	7	-7	280	2	26	19	327	506	-179
2022-2023	0	4	-4	334	4	19	15	372	470	-98
2023-2024	2	5	-3	356	71	16	23	466	413	53
2024-2025	3	1	2	349	63	40	28	480	421	59
2025-2026	1	3	-2	211	33	11	26	281	263	18
Average	1	4	-3	306	35	22	22	385	415	-29



Membership Composition March 2026 Cumulative



Gender Composition March 2026 Cumulative

